





# Kinder and First Grade Subtracting One



**I Have . . . Who Has? Printable Task Cards  
Just for Kinder and 1<sup>st</sup> Grade**

Created by: Leah Popinski





# Thank You!

Thank you so much for choosing a **Sum Math Fun** resource!

I am thrilled to share my work with you. I hope you find this resource helpful and fun for many years.

♥ You're feedback is greatly appreciated and helps me determine which products are most valuable for your classroom so I can create more for you!

To leave quick and easy *feedback*, just click the star. 😊



All of My New Products are Half Price for the First 48 Hours! Be Sure to Follow Me *sumMATHfun* to Get Notifications When New Products are Posted!



@summathfun



We are **Sum Math Friends**, a dedicated community of teachers seeking ideas and inspiring resources to save us time, money, and stress. We are finding ways to truly have fun teaching math while meeting the needs of each of our students.

**JOIN US IN OUR FREE TEACHER Resource Library!**


**We are taking back our weekends!**



**So if you...**

- ♥ love using **educational games** and **interactive hands-on activities** in your classroom...
- ♥ are interested in finding out how to best use these **games** and **activities** in your classroom...
- ♥ want access to a **FREE** growing library of resources just for elementary grades...
- ♥ want more **time for yourself, your family, your friends, your cat, your dog...**

Click **HERE** to join our **Sum Math Friends** Community!



## Teacher Notes: Subtracting One!



I have...Who has... is a great way for kindergartners and first graders to practice subtracting just one more. They will also practice listening skills and waiting their turn, skills that are often difficult for some.

This set of cards is two sets in one. The first set subtracts one from each number 0-10. These are perfect for small groups or for partners.

The second set subtracts one from each number 0-20. These could also be used in small group but will work best in whole group with each student getting one card.



### To play:


Each student gets 1 card. I like to start with my students standing.

Begin with any student reading his card, then sitting down. The student that has the answer to that card in the "I have..." part reads his card and sits down. Whoever has the answer to **that** student's "Who has" reads his card, then sits down. The game is over when everyone is sitting. The student who started will have the last "I have" answer. It's a circle! 😊

This is such a fun game! The kids love it and it's an easy way for me to assess what they know and where they are still struggling. I hope it's perfect for your kids, too!

And as always . . .

**HAVE FUN MATHING!**  
**+LEAH**






Subtraction

one less than


**minuends up  
to 10**



I Have  
10

---

Who has  
1 less than  
10?




©Leah Popinski

I Have  
9

---

Who has  
1 less than  
9?




© Leah Popinski

I Have  
8

---

Who has  
1 less than  
8?




©Leah Popinski

I Have  
7

---

Who has  
1 less than  
7?




©Leah Popinski

I Have  
6

---

Who has  
1 less than  
6?




©Leah Popinski

I Have  
5

---

Who has  
1 less than  
5?




© Leah Popinski

I Have  
4

---

Who has  
1 less than  
4?



©Leah Popinski

I Have  
3

---

Who has  
1 less than  
3?




©Leah Popinski

I Have

2

---

Who has  
1 less than  
2?



©Leah Popinski

I Have

1

---

Who has  
1 less than  
1?




© Leah Popinski

I Have

0

---

Who has  
10?



©Leah Popinski

I Have...

Who has  
1 less than?

Up to 10



©Leah Popinski






Subtraction


one less than

**minuends up  
to 20**



I Have...  
Who has  
1 less than?

Up to 20




©Leah Popinski

I Have  
20

---

Who has  
1 less than  
20?




© Leah Popinski

I Have  
19

---

Who has  
1 less than  
19?




©Leah Popinski

I Have  
18

---

Who has  
1 less than  
18?




©Leah Popinski

I Have  
17

---

Who has  
1 less than  
17?




©Leah Popinski

I Have  
16

---

Who has  
1 less than  
16?




© Leah Popinski

I Have  
15

---

Who has  
1 less than  
15?




©Leah Popinski

I Have  
14

---

Who has  
1 less than  
14?




©Leah Popinski

I Have  
13

---

Who has  
1 less than  
13?




©Leah Popinski

I Have  
12

---

Who has  
1 less than  
12?




© Leah Popinski

I Have  
11

---

Who has  
1 less than  
11?




©Leah Popinski

I Have  
10

---

Who has  
1 less than  
10?




©Leah Popinski

I Have  
9

---

Who has  
1 less than  
9?




©Leah Popinski

I Have  
8

---

Who has  
1 less than  
8?




© Leah Popinski

I Have  
7

---

Who has  
1 less than  
7?




©Leah Popinski

I Have  
6

---

Who has  
1 less than  
6?



©Leah Popinski


I Have

5

---

Who has  
1 less than

5?



©Leah Popinski


I Have

4

---

Who has  
1 less than

4?



© Leah Popinski


I Have

3

---

Who has  
1 less than

3?



©Leah Popinski


I Have

2

---

Who has  
1 less than

2?




©Leah Popinski

I Have  
1

---

Who has  
1 less than  
1?




©Leah Popinski


I Have  
0

---


Who has  
20?



© Leah Popinski



© Leah Popinski



©Leah Popinski

## About Teacher Authors



Teacher authors are current or retired teachers and in many cases, parents as well. We care deeply about the resources we post and want to share our hard work with others while supplementing our incomes.

As a retired teacher, current teacher-volunteer, tutor, and parent, I create resources that I use in my teaching and in my life.

That means that each resource is tried and tested in an actual teaching environment where kinks and quirks can be found and revised.

One of the amazing things about Teachers pay Teachers (TpT) and teacher authors, is that you, the buyer, are able to have a direct relationship with the person who created the resource you have purchased.

Unlike purchasing something from a large company, here on TpT you can communicate directly with the creator of each resource you buy through the Ask a Question tab, or through sellers' links to their blogs/websites. You can have questions or concerns addressed quickly. This is a wonderful opportunity.

I welcome your questions and I will gladly make any adjustments or modifications to any resource that you purchase from me. Individualizing a product to meet your student(s) needs is something that I truly LOVE to do and it makes me very happy to do so.

Teacher authors do not have an editing department like big companies do, however, we work hard to make every resource error free. In the event that you find an error in this resource, please do not hesitate to contact me in the Ask a Question tab of my store or directly at [Leah@summathfun.com](mailto:Leah@summathfun.com). I will correct any mistakes within a few hours and send the revised item to you personally by email and/or by upload to the TpT website.

I hope you enjoy your purchase today and will contact me with any questions, concerns, ideas, or compliments. 😊

P.S.

I love seeing your students using my resources in your classroom! Email your favorite pictures to [Leah@summathfun.com](mailto:Leah@summathfun.com) and you could win free resources from my store!

And as always . . .

**HAVE FUN MATHING!**  
**+LEAH**

[www.SumMathFun.com](http://www.SumMathFun.com)





# Credits and Copyright Page

Copyright ©2014 Leah Popinski. All rights reserved by author. This product is to be used by the original downloader only. Copying for more than one teacher, classroom, department, school, or school system is prohibited. This product may not be distributed or displayed digitally for public view. Failure to comply is a copyright infringement and a violation of the Digital Millennium Copyright Act (DMCA). Clipart and elements found in this PDF are copyrighted and cannot be extracted and used outside of this file without permission or license. Intended for classroom and personal use by the original downloader ONLY. If you wish to tell others about this resource, please send them the resource's link so that they can download it directly from my TPT store. This resource may not be uploaded to any website for download. Linking back to my store is encouraged and appreciated, but uploading my product to a website for others to download is strictly prohibited.

*Special thanks to these talented graphic and font artists!*

