



Photos!

Fun!

Free

Addition & Subtraction Game of War Directions



©promotingsuccess.blogspot.com

Promoting Success for You & Your Students!

©Paul and Shelly Anton: Promoting Success Printables, Inc.

All rights reserved. Purchase of this unit entitles the buyer the right to reproduce the pages in limited quantities for buyer's classroom use only. This INCLUDES any free or paid items downloaded from Promoting Success store. Duplication for a department, an entire school, an entire school system or commercial purposes is strictly PROHIBITED.

Copying ANY part of this product and placing it on the Internet in any form (even personal/classroom website) is strictly FORBIDDEN and is a VIOLATION of the Digital Millennium Copyright Act (DMCA).

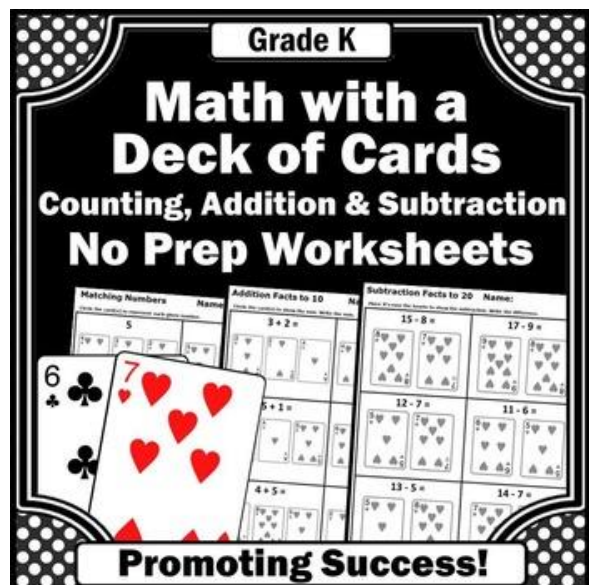
Clipart and elements found in this product are copyrighted and cannot be extracted and used outside of this file without permission or license.

If you downloaded this resource from a store not operated by Promoting Success Printables, Inc., please be aware that the person who uploaded it has violated federal copyright law. Please report such violations. Thank you!

Shelly & Paul Anton
Promoting Success Printables, Inc.
teachingunits@gmail.com


You may also like:

Click the picture or [HERE](#)
to view this product in
our store. Thank you!





Game of War

1. Shuffle the cards. Divide the deck in half. Each player begins with 26 cards.




2. Each player flips up two cards. Add the cards. The highest total wins all four of the cards shown. *(Variation: Players may subtract the cards and lowest value wins!)*





Game of War

3. The players continue the game. Each player flips two more cards off the top of his/her pile.



4. If the cards add up to the same total, it is called, "War!" It is similar to a tie.




Game of War

5. The players must now flip three cards face down to break the tie or win the war.



6. Then each player chooses two cards to flip up.




Game of War

7. Add up the two new cards.



8. The highest sum wins all ten cards shown.
(Variation: Add up all four cards that are face up. The highest sum wins all ten cards.)


Winners pile
of cards.



Game of War


9. When a player runs out of cards to flip, he/she shuffles the winning cards to create a new pile from which to flip.

Shuffle the winning cards.



No more cards to flip.

Shuffled cards ready to continue play.



10. The game continues until one player is out of cards. The player with all 52 cards wins!

Please visit our store for math, language arts, science, social studies, holidays, crafts, classroom decor and more!

<https://www.teacherspayteachers.com/Store/Promoting-Success>

Please join our V.I.P. Club for secret sales, freebies, and teaching ideas:

<http://bit.ly/promotingsuccessvipclub>

Please visit our blog for lots of teaching ideas and resources:

<http://www.promotingsuccess.blogspot.com>

For printable art for your classroom and home:

<http://www.etsy.com/shop/weloveprintableart>



Click on the pictures to see more products in our store.

Grade K

Math with a Deck of Cards

Counting, Addition & Subtraction
No Prep Worksheets

Promoting Success!

Grades K-1

Math Review

Transportation Theme
No Prep Worksheets

Promoting Success!

Grades K-2

Place Value

MAB Tens and Ones
No Prep Worksheets

Promoting Success!

Grades K-1

Subtraction

Missing Addends
Task Cards & More!

Promoting Success!

Grades K-1

Addition

Missing Addends
Task Cards & More!

Promoting Success!

Grade K-1

Addition Facts

with MAB
Task Cards

Promoting Success!